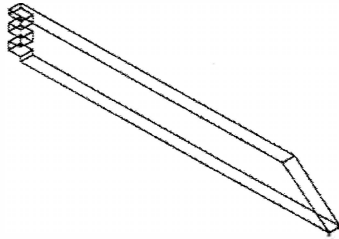
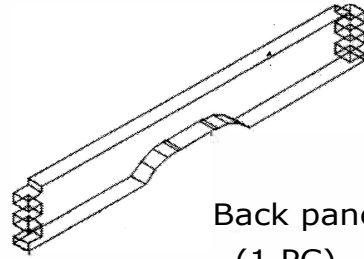


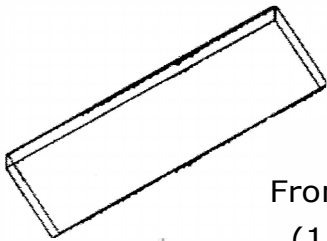
# Hive Stand - Assembly



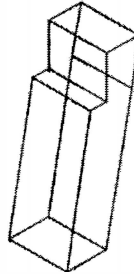
Side panel  
(2 PCS)



Back panel  
(1 PC)

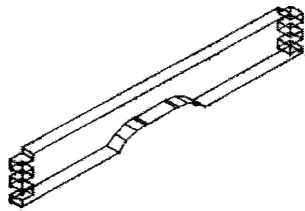


Front panel  
(1 PC)

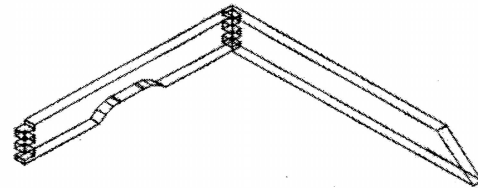


Leg  
(4 PCS)

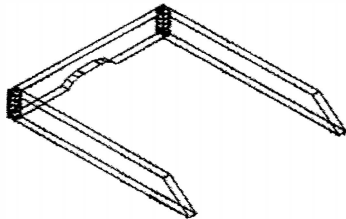
Brass screws  
(16 PCS)



Step 1:

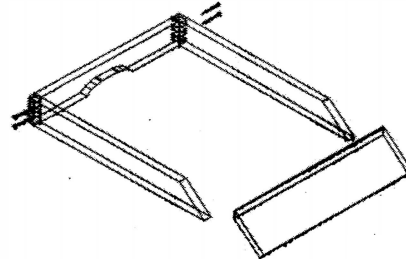


Step 2:

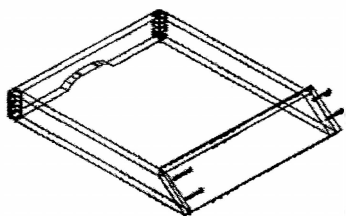


Step 3:

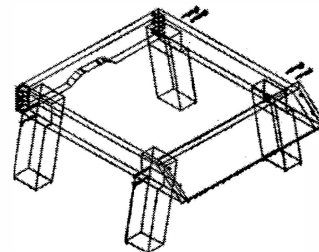
Use brass screws supplied for assembly. To avoid splitting, drill pilot holes before screwing



Step 4:



Step 5:



Step 6: